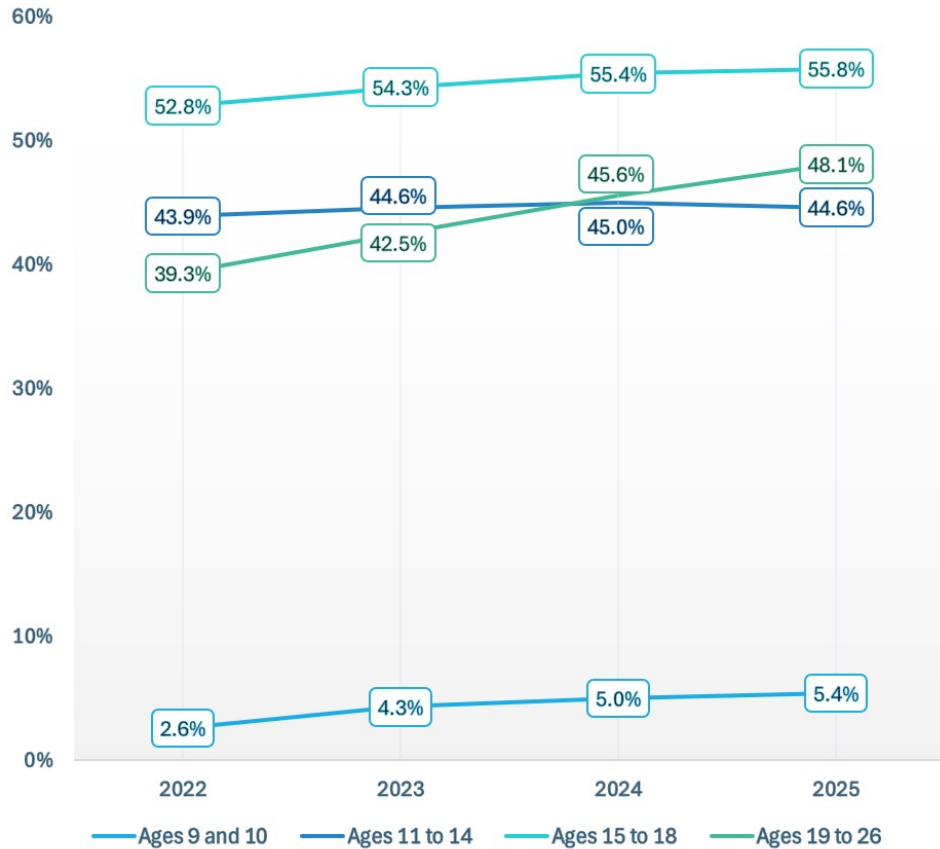
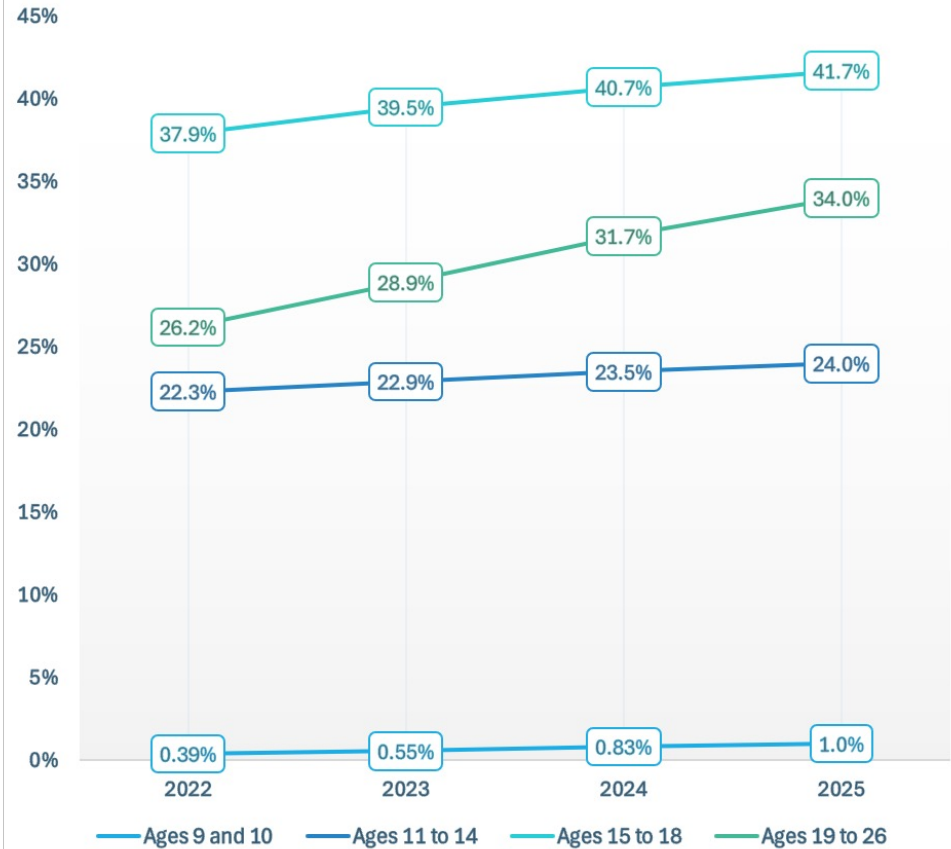


Percentage of the Population in ImmPRINT with ≥ 1 Dose of the HPV Vaccine, Males and Females by age, 2022 to 2025

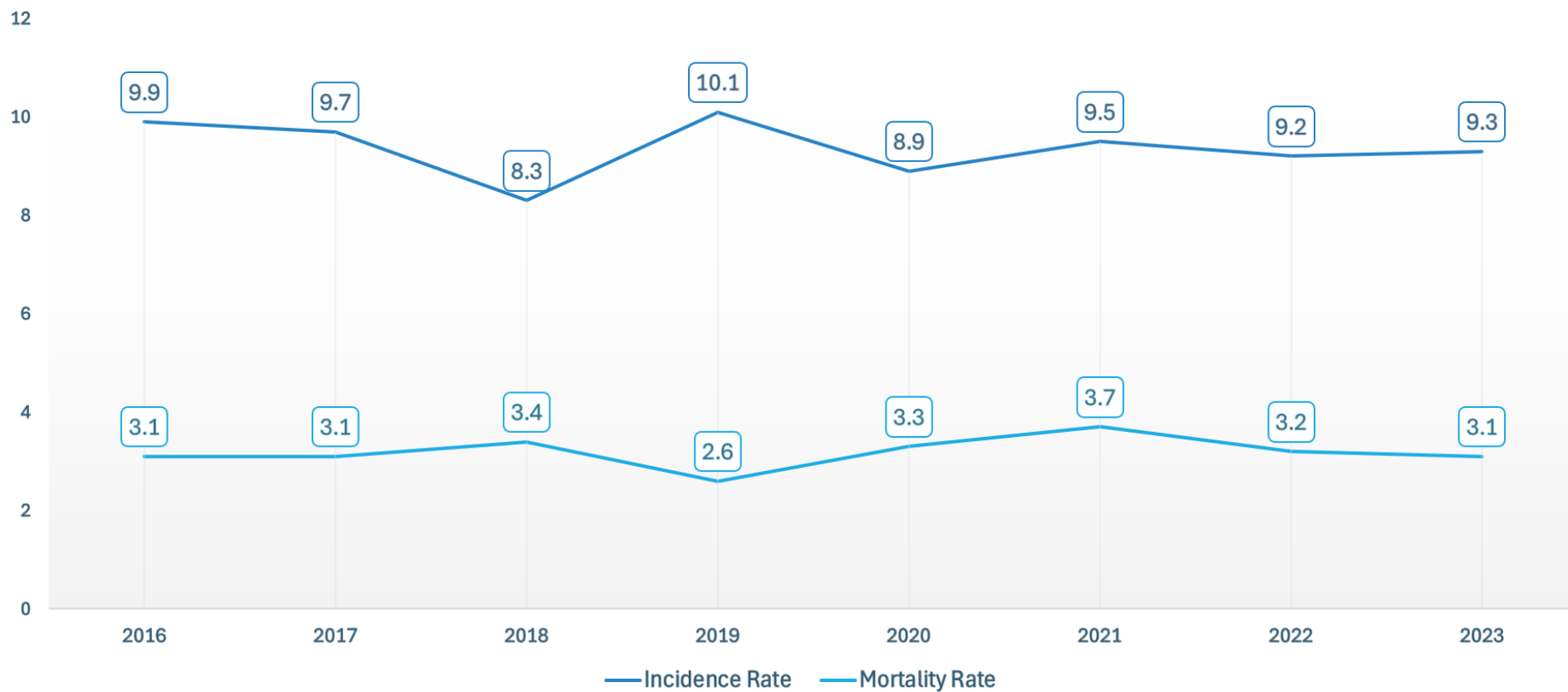


Percentage of the Population in ImmPRINT Up to Date on All Recommended Doses of the HPV Vaccine, Males and Females by age, 2022 to 2025



Source: Alabama Department of Public Health, Immunizations Division, Immunization Patient Registry with Integrated Technology (ImmPRINT), December 2025.
 Special notes: UTD- Up to Date; Patient population totals come from ImmPRINT. Vaccination percentages are based on the number of patients in ImmPRINT. Provider sites in the Vaccines for Children or Meaningful Use/Promoting Interoperability programs are required to submit vaccine administration data by programmatic requirements. Enrollment in ImmPRINT by all other provider sites is voluntary. See website for more details. <https://www.alabamapublichealth.gov/immunization/immprint.html>

Trends in Alabama Cervical Cancer Incidence and Mortality Rates, Females Only, All Races, 2016-2023



Source: ADPH Alabama Statewide Cancer Registry, 2023 and 2026 Alabama Cancer Statistics - <https://www.alabamapublichealth.gov/tobacco/assets/acs2023.pdf> & <https://www.alabamapublichealth.gov/ASCR/assets/acs2026.pdf>. Rates are per 100,000 and age-adjusted to the 2000 U.S. (19 age groups) standard; Confidence intervals (CI) are 95 percent for rates and trends. Rates are for malignant cases only. Special Notes: Trends in cervical cancer incidence and mortality were not found to be statistically significant from 2016 to 2020 or 2019 to 2023.